





ICT PRODUCT LINES – BRUSHLESS MOTOR

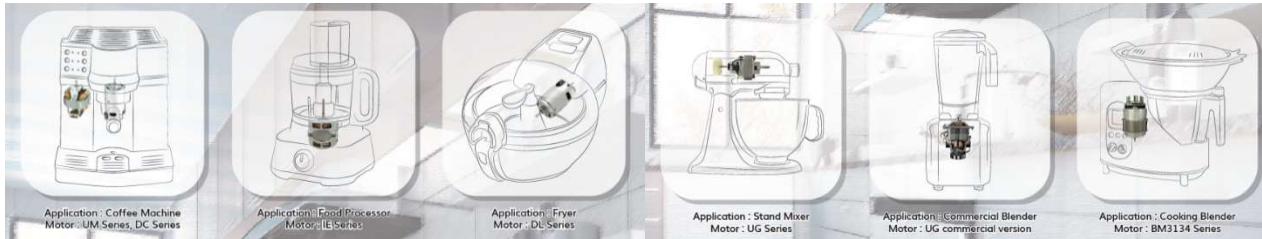
Industrial Products	Home Products
<p>Model: BM3I16, BM3I40 Series Motor Diameter: $\Phi 42 - 102.6\text{mm}$ [1.65 – 4.0inch] Voltage: 12 – 60V DC, 220V AC Rated Speed: 1.372 – 18,000rpm Rated Output Power: 100 – 280W Insulation Class: B Application: Power Tools, Door Opener, Water Pump, Air Pump, Hydraulic Pump</p> 	<p>Model: BK3I33, BM3I16, BM3I34 Series Motor Diameter: 42 – 86mm [1.65 – 3.4inch] Voltage: 12 – 240V AC (50/60Hz) Rated Speed: 390 – 23,000rpm Rated Output Power: 50 – 1200W Insulation Class: B, F Application: High End Blender, Commercial Blender, Hand Blender, Cooking Blender, Food Processor</p> 
Floor Care & HAVC Products	BLDC-BV3123T 5.12” Through-flow (NEW)
<p>Model: BF3I33, BM2ECB, BM2EFB, BM2EHC, BM3I14, BM3I16, BM3I23, BM3I23T(NEW) Motor Diameter: $\Phi 32.1 - 130\text{mm}$ [1.26 – 5.12inch] Voltage: 115 – 230V AC, 12 – 60V DC Rated Speed: 800 – 27,000rpm Rated Output Power: 1.5 – 200W Insulation Class: A, B Application: Air Conditioner, Air Purifier, Blower, Vacuum Cleaner, Hand Dryer</p> 	<p>Blower Diameter: $\Phi 130\text{mm}$ [5.12inch] Voltage: 25.2 VDC Rated Speed: 21,000 – 27,000rpm Rated Output Power: 169W Stage: Single Suction: 12.4KPa (46.9in-H₂O) Volume Flow Rate: 43dm³/s (91CFM) Application: Vacuum Cleaner, Hand Dryer</p> 





ICT PRODUCT LINES – INDUSTRIAL PRODUCTS



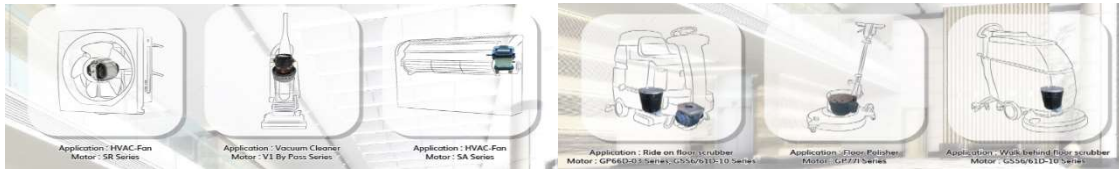
Universal Motor	
<p>Application : Garage Door Opener Motor : DN Series, DO Series</p> <p>Application : Hydraulic Pump Motor : PM40R Series</p> <p>Application : Lawn Mower Motor : PM30R Starter Motor</p> <p>Application : Tractor Drive Motor : PM30R-56F-1002, 3 Right Angle Gear Motor</p> <p>Application : Power Cart Motor : GT48D / GT56E transaxle</p>	<p>Model: UK, UM, UP Series Motor Diameter: Ø54 – 82mm[2.13 – 3.23inch] Voltage: 100 – 240V Ac (50/60Hz) Rated Speed: 12,000 – 20,000rpm Rated Output Power: 30 – 450W Insulation Class: A, B, F, H Application: Water Pump, Air Pump</p> 
Permanent Magnet DC Motor	
<p>Model: DB, DF, DL, DC, PM15/18/20/21/25/30/33/35/40/46/48/56/62R, PM30R Starter Motor Diameter: Ø35.8 – 156mm[1.41 – 6.14inch] Voltage: 3 – 250V DC Rated Speed: 600 – 20,000rpm Rated Torque: 0.12 – 46.89kg-cm[0.10 – 40.7lb-in] Rated Input Power: 10 – 3,000W Insulation Class: A, E, B, F, H Application: Water Pump, Air Pump, Hydraulic Pump, Diesel Pump, Chemical Pump, Stamping, Drilling Machine, Winding Machine, Rolling Machine, Jig Saw, Screw Driver, Drill, Power Tool, Electric Drill, Vibrator, Door Opener, Winch, Conveyor Belt, Conveyor Top, Machine Tool, Shopping Cart</p> 	<p>Model: DN, DO, GD33D-01/02/09, GD40D-12/13, GP25D-01, GS46D-13, GS56/61D-06, GW25D-01/03, GW30D-03, GW33D-02/05, GW40D-02 Motor Diameter: Ø60 – 158.5mm[2.36 – 6.24inch] Voltage: 6 – 110V DC Rated Speed: 16 – 600rpm Rated Input Power: 9 – 280W Rated Output Power: 30 – 800W Gear Ratio: 5.17 : 1 – 137.25 : 1 Rated Torque: 15.8 – 576kg-cm[13.8 – 500lb-in] Application: Water Pump, Hydraulic Pump, Truck Lift, Stair Lift</p> 
Induction Motor	
<p>Model: IA, IC, ID, IE, IH Series Motor Diameter: Ø84 – 143mm[3.31 – 5.63inch] Voltage: 100 – 240V AC (50/60Hz) Rated Speed: 2,700 – 3,300rpm (2pole), 1,400rpm (4pole), 1,000rpm (6pole), 700rpm (8pole) Rated Output Power: 46 – 865W Insulation Class: A, E, B, F Application: Garage Door Opener, Blower, Furnaces-Blower, Pump</p> 	<p>Model: GT25D-06/17, GT33D-01/02/05/11, GT40D-01/05/10, GT48D-03/15, GT56E-07 Motor Diameter: Ø64.9 – 141.5mm[2.56 – 5.57inch] Voltage: 12 – 48V DC Rated Speed: 70 – 230rpm Rated Output Power: 100 – 2,500W Gear Ratio: 16.75 : 1 – 29.9 : 1 Rated Torque: 82.1 – 3,085kg-cm[71.26 – 2,675.3lb-in] Loading Capacity: 315.0 – 15,428.6kg-cm[273.41 – 13,379lb-in] Application: Material Hauling Cart Feature: Optional break</p> 
Shaded Pole Motor	
<p>Model: SA Series Voltage: 100 – 240V AC (50/60Hz) Rated Speed: 3,400rpm max Rated Output Power: 1.2 – 36.6W Insulation Class: A, B, F, H Application: Air Pump, Water Pump, Pencil Sharpener</p> 	<p>Model: GP63D-01, GP63D-01/02/03 Motor Diameter: Ø213 – 250mm[8.39 – 9.84inch] Voltage: 24 – 48V DC Rated Speed: 110 – 230rpm Rated Output Power: 100 – 1,200W Gear Ratio: 14.4 : 1 – 18.9 : 1 Rated Torque: 121.7 – 712.06kg-cm[105.5 – 618.04lb-in] Application: Shopping Cart</p> 

ICT PRODUCT LINES – HOME PRODUCTS



Permanent Magnet DC Motor	Shaded Pole Motor
<p>Model: DL, DC, DD, DP Series Motor Diameter: $\Phi 42.3 - 100\text{mm}$ [1.67 – 3.9inch] Voltage: 100 – 250V DC Rated Speed: 1,500 – 20,000rpm Rated Torque: 0.53 – 8.2kg-cm[0.46 – 7.12lb-in] Rated Input Power: 40 – 1000W Insulation Class: A, E, B, F, H Application: Hand Mixer, Slicer, Massager, Coffee Grinder, Juice Extractor, Stand Mixer, Pasta Maker, Food Processor, Food Waste Disposer</p> 	<p>Model: SA, SE Series Motor Diameter: $\Phi 85\text{mm}$ [3.3inch] Voltage: 100 – 240V AC (50/60Hz) Rated Speed: 3,400 – 3,600rpm max Rated Output Power: 1.2 – 80W Insulation Class: A, B, F, H Application: Can Opener, Induction Cooker, Oven, Evaporator Fan</p> 
Induction Motor	Universal Motor
<p>Model: IA, IC, IE, IH, IM, AC561 Series Motor Diameter: $\Phi 84 - 143.8\text{mm}$ [3.31 - 5.66inch] Voltage: 100 – 240V AC (50/60Hz) Rated Speed: 2,750 – 3,300rpm (2pole), 1,400 – 1,700rpm (4pole), 900 – 1,000rpm (6pole), 700rpm (8pole) Rated Output Power: 46 – 472W Insulation Class: A, E, B, F Application: Bread Maker, Air Conditioner, Food Processor, Juice Extractor</p> 	<p>Model: UG, UK, UM, UP, UQ Series Motor Diameter: 54 – 95mm [2.13 – 3.74inch] Voltage: 100 – 240V AC (50/60Hz) Rated Speed: 9,000 – 20,000rpm Rated Output Power: 30 – 1,200W Insulation Class: A, B, F, H Application: Drink Mixer, Food Processor, Soup Machine, Blender, Cooking Blender, Commercial Shaver Blender, Juice Extractor, Meat Grinder, Stand Mixer, Electric Knife, Mini Chopper, Slicer, Soy Bean Milk Maker, Ice Chopper</p> 

ICT PRODUCT LINES – FLOOR CARE & HVAC PRODUCTS



Permanent Magnet DC Motor		Gear Motor	
<p>Model: DB, PM62R, PM78R Series</p> <p>Motor Diameter: $\Phi 35.8 - 194.3\text{mm}$[1.41 – 7.65inch]</p> <p>Voltage: 3 – 230V DC</p> <p>Rated Speed: 500 – 20,000rpm</p> <p>Rated Torque: 0.3 – 97.20kg-cm[0.26 – 84.37lb-in]</p> <p>Rated Input Power: 20 – 3,000W</p> <p>Insulation Class: A, E, B</p> <p>Application: Power Brush, Vacuum Cleaner, Polisher, Floor Polisher</p>		<p>Model: GD33D-09, GD40D-12, GP77I, GS46D-13, GS56/61D-06, GS62D-01, GW40D-02</p> <p>Motor Diameter: $\Phi 83.8 - 195.5\text{mm}$ [3.3 – 7.7inch]</p> <p>Voltage: 12 – 110V DC, 100 – 240V AC (50/60Hz)</p> <p>Rated Speed: 85 – 600rpm</p> <p>Rated Output Power: 200 – 1,500W</p> <p>Gear Ratio: 5.17 : 1 – 24.4 : 1</p> <p>Rated Torque: 0.5 – 279.8kg-cm[0.4 – 247.89lb-in]</p> <p>Application: Floor Polish, Cleaning cart (Road Brush), Floor Clean</p>	
Induction Motor		Transaxle	
<p>Model: IA, IB, IC, ID, II, IM, AC561 Series</p> <p>Motor Diameter: $\Phi 82.4 - 143.8\text{mm}$[3.24 – 5.66inch]</p> <p>Voltage: 100 – 240V AC (50/60Hz)</p> <p>Rated Speed: 3,000 – 3,300rpm (2pole), 1,400rpm (4pole), 900 – 1,000rpm (6pole), 700 (8pole)</p> <p>Rated Output Power: 12 – 865W</p> <p>Insulation Class: A, E, B, F</p> <p>Application: Ventilation Fan, Air Purifier, Blower, Air Conditioner, Condenser</p>		<p>Model: GT25D-06/17(Optional Break), GT33D-01/05/11, GT40D-01/05, GT48D-03</p> <p>Motor Diameter: $\Phi 64.9 - 122.9\text{mm}$[2.56 – 4.84inch]</p> <p>Voltage: 12 – 48V DC</p> <p>Rated Speed: 70 – 230rpm</p> <p>Rated Output Power: 100 – 1,200W</p> <p>Gear Ratio: 17.75 : 1 – 29.9 : 1</p> <p>Rated Torque: 82.1 – 1,125.0kg-cm[71.26 – 975.6lb-in]</p> <p>Loading Capacity: 315.0 – 5,115.0kg-cm[273.41 – 4,439.62lb-in]</p> <p>Application: Polisher, Sweeper</p>	
Shaded Pole Motor		Hub Motor/ Motor Wheels	
<p>Model: SA, SB, SR, SD, SE Series</p> <p>Motor Diameter: $\Phi 58 - 85\text{mm}$[2.28 – 3.3inch]</p> <p>Voltage: 100 – 240V AC (50/60Hz)</p> <p>Rated Speed: 1,800 – 3,600rpm</p> <p>Rated Output Power: 0.3 – 80W</p> <p>Insulation Class: A, E, B, F, H</p> <p>Application: Condenser Fan, Humidifier, Air Purifier</p>		<p>Model: GP66D-01/02/03</p> <p>Motor Diameter: $\Phi 250\text{mm}$[9.84inch]</p> <p>Voltage: 24 – 48V DC</p> <p>Rated Speed: 110 – 230rpm</p> <p>Rated Output Power: 600 – 1,200W</p> <p>Gear Ratio: 14.4 : 1 – 18 : 1</p> <p>Rated torque: 397.68 – 712.06kg-cm[345.17 – 618.04lb-in]</p> <p>Application: Cleaning Cart, Sweeper</p>	
Vacuum Cleaner Motor		Linear Actuators	
<p>Model: V1,V3 Through flow/By pass/ By pass(tangential), V4 Through Flow/ Through Flow (BMC)/By Pass, V5 Through Flow/ By Pass, BV2137, BV3123</p> <p>V6 Through Flow/By Pass, V7 Through Flow Series</p> <p>Blower Diameter: $\Phi 106 - 152.1\text{mm}$[4.17 – 5.99inch]</p> <p>Voltage: 100 – 240V AC (50/60Hz), 12 – 36V DC</p> <p>Rated Speed: 14,000 – 48,000rpm</p> <p>Rated Input Power: 150 – 1,700W</p> <p>Stage: Single, Double, Triple,</p> <p>Suction: 10.6 – 33.34kPa[42.52 – 133.86in-H2O]</p> <p>Volume Flow Rate: 23.67 – 70.0dm³/s[50.15 – 148.4CFM]</p> <p>Application: Vacuum Cleaner</p>		<p>Model: AS15T-03, AW15T-17, AW25T-17</p> <p>Motor Diameter: $\Phi 40 - 64.9\text{mm}$[1.57 – 2.56inch]</p> <p>Voltage: 12 – 36V DC</p> <p>Rated Speed: 4 – 34mm/sec</p> <p>Stroke Length: 45 – 85mm[1.77 – 3.35inch]</p> <p>Loading Capacity: 32.2 – 167.8kg[71 – 370lb]</p> <p>Insulation Class: A, B, H</p> <p>Application: Floor Scrubber</p>	

ICT PRODUCT LINES – HEALTHCARE & MOBILITY PRODUCTS



Permanent Magnet DC Motor

Model: DB, DC, DS, PM20R, PM25R Series
Motor Diameter: $\Phi 26 - 65\text{mm}$ [1.02 – 2.56inch]
Voltage: 3 – 250V DC
Rated Speed: 800 – 20,000rpm
Rated Torque: 0.1 – 2.75kg-cm [0.09 – 2.39lb-in]
Rated Input Power: 2 – 400W
Insulation Class: A, E, B
Application: Laboratory Equipment, Medical Diagnostic System, Massage Device



Induction Motor

Model: IB Series
Motor Diameter: $\Phi 82.4\text{mm}$ [3.24inch]
Voltage: 100 – 240V AC (50/60Hz)
Rated Speed: 3,000rpm (2pole), 1,400rpm (4pole)
Rated Output Power: 24 – 131W
Insulation Class: A, E, B, F
Application: Massager



Transaxle

Model: GT25D-06/17, GT33D[10D-01]/[02/11]/[40D-05], GT40D-10, GT48D-15, GT56E-07 Series
Motor Diameter: $\Phi 64.9 - 141.5\text{mm}$ [2.56 – 5.57inch]
Voltage: 12 – 48V DC
Rated Speed: 80 – 230rpm
Rated output Power: 100 – 2,500W
Gear Ratio: 15.3 : 1 – 29.2 : 1
Rated Torque: 82.1 – 3,085kg-cm [71.26 – 2,675.3lb-in]
Loading Capacity: 315.0 – 15,428.6kg-cm [273.41 – 13,379.9lb-in]
Application: Scooter, Polisher, Golf Cart, Heavy Duty/Electric/Extra Heavy Duty Scooter
Feature: Optional break,



Shaded Pole Motor

Model: SR Series
Motor Diameter: $\Phi 58\text{mm}$ [2.28inch]
Voltage: 100 – 240V AC (50/60Hz)
Rated Speed: 3,400rpm max
Rated Output Power: 0.5 – 8.5W
Insulation Class: A, E, B
Application: Foot Massager, Ventilator



Hub Motor/ Motor Wheels

Model: GP63D-01, GP66D-01/02/03 Series
Motor Diameter: $\Phi 213 - 250\text{mm}$ [8.39 – 9.84inch]
Voltage: 24 – 48V DC
Rated Speed: 110 – 230rpm
Rated Output Power: 100 – 1,200W
Gear Ratio: 14.1 : 1 – 18.9 : 1
Rated Torque: 121.7 – 712.06kg-cm [105.5 – 618.04lb-in]
Application: Scooter



Gear Motor

Model: GD33D-01/02, GS30D-02, GS35D-05, GS40D-06, GW25D-01, GW40D-02/14 Series
Motor Diameter: $\Phi 54.9 - 102.5\text{mm}$ [2.16 – 4.03inch]
Voltage: 12 – 36V DC
Rated Speed: 100 – 280rpm
Rated Output Power: 50 – 500W
Gear Ratio: 16 : 1 – 35 : 1
Rated Torque: 45.6 – 279.8kg-cm [39.6 – 247.89inch]
Application: Electric Car, Electric Wheelchair, Electric Vehicle, Golf Cart, Hospital Bed
Feature: Optional break



Linear Actuators

Model: AS30B-01, AS15T-03, AW25B-02 Series
Motor Diameter: $\Phi 40 - 76.2\text{mm}$ [1.57 – 3.0inch]
Voltage: 12 – 36V DC
Rated Speed: 3 – 40mm/sec
Stroke Length: 45 – 127mm [1.77 – 5inch]
Loading Capacity: 136 – 272.2kg [300 – 600lb]
Insulation Class: A, B, H
Application: Power seat Lift for Scooter & Power Chair, Electric Lift Chair, Power Seat Lift for RV, Hospital Bed

